






-  Accessible Entrance
-  Campus Shuttle Stop
-  Corridor
-  Elevator
-  Escalator

Access Bldg 33 through Bldg 31:

- Enter Bldg 31 through the main lobby at the A-Wing
- Go straight down the west corridor
- At the end of the corridor turn right
- Near the end of the corridor turn left to the C-Wing elevators
- Go to Level B3
- Turn left from the elevator alcove and exit the building
- Cross the plaza to Bldg 33



Emergency Assistance
301-496-5685
NIH Information Line
301-594-6677
301-435-1908 TTY